

Price List 217

Effective January 1, 2017

Folding Tables Stages, Risers and Caddies



This price list supersedes all previously published price lists and is subject to change without notice.

midwest FOLDING
PRODUCTS
A Division of Nudo® Products, Inc.

TABLE OF CONTENTS

| | |
|---|-------|
| ORDERING INFORMATION | 3 |
| FINISH SELECTION - TABLES | 4 |
| FINISH SELECTION - STAGES & RISERS | 4 |
| CONFERENCE TABLES | 5 |
| TRAINING TABLES | 6-7 |
| FOLDING TABLES | 8-12 |
| CATERING SERVICE TABLES | 13-14 |
| CADDIES | 15 |
| UPPERZONE TABLE TRUCKS | 16 |
| TRANSFOLD CHORAL RISERS | 17 |
| 80 SERIES CHORAL RISERS | 18 |
| MOBILE STAGES & MUSIC STANDS | 19 |
| MOBILE STAGES ACCESSORIES | 20 |
| MOBILE STAGES & CHORAL RISER SKIRTING | 20 |
| TRANSFOLD ADJUSTABLE STAGE & SEATED RISER UNITS | 21-22 |
| TRANSFOLD FIXED STAGE & SEATED RISER UNITS | 23-25 |
| TRANSFOLD STAGE & SEATED RISER ACCESSORIES | 27 |
| TRANSFOLD STAGE & SEATED RISER SKIRTING | 28 |
| LIMITED WARRANTY | 29 |

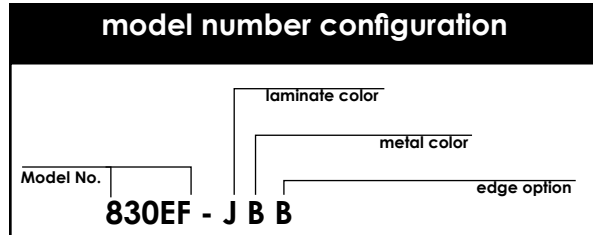
ORDERING INFORMATION

- all products are packaged in quantities as indicated
- for single quantity packing where double packing is standard, add \$4.00 net per unit
- palletized shipment is available upon request at additional charge

ORDER INFO

Email : orders@midwestfolding.com
Phone: 800.621.4716
Fax : 312.666.2606

4726 W. 147th Street
Midlothian, IL 60455
www.midwestfolding.com



example listed 830EF with Bannister Oak, Black frame & Black vinyl molding
purchase order must include model number

SALES POLICIES

TERMS OF SALE

Cash in advance or upon approved credit, net 30 days for dealers who qualify for credit in Midwest's judgment. All orders are subject to acceptance in Chicago by Midwest. All prices listed herein are f.o.b. factory. 1½% per month service charge will accrue on overdue accounts.

ACKNOWLEDGEMENTS

Every order is acknowledged. Orders are manufactured and invoiced based upon the information in the acknowledgment. If there are any discrepancies, the dealer must notify Midwest within 5 working days. Orders are accepted by Midwest per the terms herein and on the acknowledgment. Midwest rejects any terms and conditions in any customer purchase orders or other business forms which are different from the terms stated herein and on the acknowledgment.

PHONE ORDERS

Midwest Folding Products accepts phone and fax orders as a service to meet customer needs. However, a purchase order marked: "confirmation" must follow immediately. Duplicate orders not marked "confirmation" are the responsibility of the customer.

SHIPMENT DAMAGE CLAIMS

All shipments should be carefully inspected by the consignee before acceptance, and the delivering carrier should be requested to record any damage or shortage on the delivery receipt before the consignee signs it. Notify Midwest Folding Products of any damage requiring replacement or repair. If further damage is found after delivery, immediate inspection by the delivering carrier should be requested.

Notification of concealed damages must be made to the delivering carrier within 15 days after delivery of merchandise. Carrier liability ceases after 15 days.

CAUTION

After obtaining a clear receipt for shipment, the delivering carrier is no longer responsible for damages or shortages.

RETURNS

Merchandise returned will not be accepted without the written consent of Midwest Folding Products. After approval, returned merchandise must be shipped pre-paid and is subject to a 15% restocking charge, unless it is Midwest's responsibility. Non-stock items may require a higher restocking charge.

FINISH SELECTION - TABLES

LAMINATES

Wood Grain

| <u>Color</u> | <u>Code</u> |
|------------------|-------------|
| Bannister Oak | J |
| Wild Cherry | 7054 |
| Walnut | W |
| Fusion Maple | 7909 |
| Nepal Teak | 7209 |
| Figured Mahogany | F |

Pattern

| <u>Color</u> | <u>Code</u> |
|----------------|-------------|
| Grey Glace | Q |
| Grey Nebula | 4622 |
| Beige Nebula | 4624 |
| Mystique Night | 4760 |

METALS

| <u>Color</u> | <u>Code</u> |
|--------------|-------------|
| Black | B |
| Brown | S |

ABS PLASTIC

| <u>Color</u> | <u>Code</u> |
|--------------|-------------|
| Grey | Q |
| Beige | I |

◆ ABS MOLDING

| <u>Color</u> | <u>Code</u> |
|--------------|-------------|
| Black | B |
| Brown | S |

VINYL EDGES

| <u>Color</u> | <u>Code</u> |
|--------------|-------------|
| Black | B |
| Brown | S |

◆ contact factory for upcharge on any other colors

FINISH SELECTION - STAGES & RISERS

CARPET DECK

| <u>Color</u> | <u>Code</u> |
|---------------|-------------|
| Pewter Grey | P |
| Charcoal Grey | C |
| Ebony Black | E |
| Mushroom Tan | M |
| Twilight Blue | V |

POLYPROPYLENE DECK

| <u>Color</u> | <u>Code</u> |
|--------------|-------------|
| Black | B |
| Grey | G |

TRANSFOLD

CHORAL RISERS

charcoal carpet with black metal deck frame and zinc plated understructure

CONFERENCE TABLES

- high pressure plastic laminate surface with vinyl edge
- black metal finish with chrome inserts standard
- folding legs
- stores on edge with TEC caddy

TL SERIES

fixed height



| | Model No. | Size W" x L" x H" | Units / Carton | Ship Weight | Cubes | List Price |
|---------------------------|-----------|-------------------|----------------|-------------|-------|------------|
| Particleboard Core | * TL305 | 30" x 60" x 29" | 1 | 77 | 3.5 | \$430.00 |
| | TL306 | 30" x 72" x 29" | 1 | 85 | 4.1 | \$439.00 |
| | TL308 | 30" x 96" x 29" | 1 | 105 | 5.4 | \$496.00 |
| | TL366 | 36" x 72" x 29" | 1 | 95 | 4.9 | \$477.00 |
| | TL368 | 36" x 96" x 29" | 1 | 117 | 6.5 | \$568.00 |
| Plywood Core | * TL305EF | 30" x 60" x 29" | 1 | 65 | 6.5 | \$493.00 |
| | TL306EF | 30" x 72" x 29" | 1 | 76 | 3.9 | \$518.00 |
| | TL308EF | 30" x 96" x 29" | 1 | 93 | 5.1 | \$594.00 |
| | TL366EF | 36" x 72" x 29" | 1 | 84 | 4.9 | \$573.00 |
| | TL368EF | 36" x 96" x 29" | 1 | 103 | 6.5 | \$695.00 |

* legs do not fold flat

TLA SERIES

adjustable height



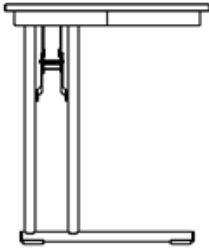
| | Model No. | Size W" x L" x H" | Units / Carton | Ship Weight | Cubes | List Price |
|---------------------------|-----------|--------------------|----------------|-------------|-------|------------|
| Particleboard Core | TLA305 | 30" x 60" x 22-29" | 1 | 77 | 3.4 | \$467.00 |
| | TLA306 | 30" x 72" x 22-29" | 1 | 85 | 4.1 | \$482.00 |
| | TLA308 | 30" x 96" x 22-29" | 1 | 105 | 5.4 | \$544.00 |
| | TLA366 | 36" x 72" x 22-29" | 1 | 95 | 4.9 | \$524.00 |
| | TLA368 | 36" x 96" x 22-29" | 1 | 117 | 6.5 | \$624.00 |
| Plywood Core | TLA305EF | 30" x 60" x 22-29" | 1 | 65 | 6.9 | \$530.00 |
| | TLA306EF | 30" x 72" x 22-29" | 1 | 76 | 4.1 | \$564.00 |
| | TLA308EF | 30" x 96" x 22-29" | 1 | 93 | 5.4 | \$644.00 |
| | TLA366EF | 36" x 72" x 22-29" | 1 | 84 | 4.9 | \$620.00 |
| | TLA368EF | 36" x 96" x 22-29" | 1 | 103 | 6.5 | \$752.00 |



TRAINING TABLES

- comfort leg seminar tables
- black metal finish standard
- folding cantilever legs
- store on edge with TEC caddy

CP SERIES



| | Model No. | Size W" x L" x H" | Units / Carton | Ship Weight | Cubes | List Price |
|--|--------------|-------------------|-------------------|----------------|-------|------------|
| F Top ¾" particleboard core high pressure plastic laminate with vinyl edge | * CP518F | 18" x 60" x 30" | 1 | 45 | 2.2 | \$322.00 |
| | CP618F | 18" x 72" x 30" | 1 | 51 | 2.6 | \$332.00 |
| | CP818F | 18" x 96" x 30" | 1 | 62 | 3.4 | \$351.00 |
| | * CP524F | 24" x 60" x 30" | 1 | 58 | 2.8 | \$358.00 |
| | CP624F | 24" x 72" x 30" | 1 | 75 | 3.3 | \$373.00 |
| | CP824F | 24" x 96" x 30" | 1 | 87 | 4.4 | \$398.00 |
| EF Top ¾" plywood core high pressure plastic laminate with vinyl edge QS Colors: Walnut, Bannister Oak, Grey Glace (Black Metal & Molding) | * CP518EF | 18" x 60" x 30" | 1 | 41 | 2.2 | \$362.00 |
| | (QS) CP618EF | 18" x 72" x 30" | 1 | 45 | 2.6 | \$373.00 |
| | (QS) CP818EF | 18" x 96" x 30" | 1 | 55 | 3.3 | \$395.00 |
| | * CP524EF | 24" x 60" x 30" | 1 | 48 | 2.8 | \$402.00 |
| | CP624EF | 24" x 72" x 30" | 1 | 58 | 3.3 | \$420.00 |
| | CP824EF | 24" x 96" x 30" | 1 | 70 | 4.4 | \$446.00 |
| E Top ¾" plywood core stained surface with galvanized steel edge steel frames | □ CP518E | 18" x 60" x 30" | 1 | 39 | 2.2 | \$367.00 |
| | CP618E | 18" x 72" x 30" | 1 | 42 | 2.6 | \$379.00 |
| | CP818E | 18" x 96" x 30" | 1 | 52 | 3.4 | \$400.00 |
| | □ CP524E | 24" x 60" x 30" | 1 | 45 | 2.8 | \$389.00 |
| | CP624E | 24" x 72" x 30" | 1 | 50 | 3.3 | \$406.00 |
| | CP824E | 24" x 96" x 30" | 1 | 61 | 4.4 | \$429.00 |
| Hexalite molded ABS grey plastic top, black PVC edge standard actual height ¾" Quick Ship - grey/black | CP618NLW | 18" x 72" x 29" | 1 | 39 | 2.6 | \$304.00 |
| | CP818NLW | 18" x 96" x 29" | 1 | 48 | 3.4 | \$381.00 |

* legs do not fold flat

□ legs overlap when folded

TRAINING TABLES

- high pressure plastic laminate surface with vinyl edge
- 5/8" particleboard core
- black metal finish standard
- folding cantilever legs
- stores on edge with TEC caddy

CTL SERIES

fixed height
leg inserts available in
chrome or powdercoat



| | Model No. | Size W" x L" x H" | Units | Ship Weight | Cubes | List Price |
|---------------------------|------------|-------------------|-------|-------------|-------|------------|
| Particleboard Core | CTL185F | 18" x 60" x 29" | 1 | 54 | 2 | \$375 |
| | CTL186F | 18" x 72" x 29" | 1 | 60 | 2.8 | \$377 |
| | CTL188F | 18" x 96" x 29" | 1 | 71 | 3.7 | \$403 |
| | * CTL245F | 24" x 60" x 29" | 1 | 63 | 2.7 | \$422 |
| | CTL246F | 24" x 72" x 29" | 1 | 72 | 3.6 | \$426 |
| | CTL248F | 24" x 96" x 29" | 1 | 86 | 4.8 | \$460 |
| Plywood Core | CTL185EF | 18" x 60" x 29" | 1 | 54 | 2 | \$435 |
| | CTL186EF | 18" x 72" x 29" | 1 | 60 | 2.8 | \$434 |
| | CTL188EF | 18" x 96" x 29" | 1 | 71 | 3.7 | \$454 |
| | * CTL245EF | 24" x 60" x 29" | 1 | 63 | 2.7 | \$478 |
| | CTL246EF | 24" x 72" x 29" | 1 | 72 | 3.6 | \$482 |
| | CTL248EF | 24" x 96" x 29" | 1 | 86 | 4.8 | \$508 |

* legs do not fold

CTLA SERIES

adjustable height
leg inserts available in
chrome or powdercoat



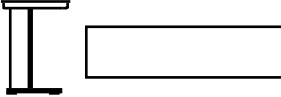
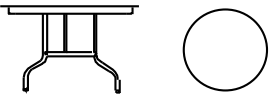
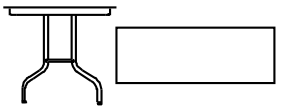
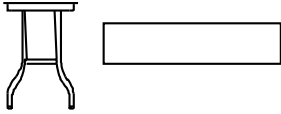
| | Model No. | Size W" x L" x H" | Units | Ship Weight | Cubes | List Price |
|---------------------------|-------------|--------------------|-------|-------------|-------|------------|
| Particleboard Core | CTLA185F | 18" x 60" x 22-29" | 1 | 50 | 2.2 | \$411 |
| | CTLA186F | 18" x 72" x 22-29" | 1 | 54 | 2.6 | \$413 |
| | CTLA188F | 18" x 96" x 22-29" | 1 | 64 | 3.4 | \$445 |
| | CTLA244F | 24" x 48" x 22-29" | 1 | 57 | 2.3 | \$445 |
| | * CTLA245F | 24" x 60" x 22-29" | 1 | 66 | 2.8 | \$453 |
| | CTLA246F | 24" x 72" x 22-29" | 1 | 73 | 3.3 | \$467 |
| | CTLA248F | 24" x 96" x 22-29" | 1 | 88 | 4 | \$505 |
| Plywood Core | CTLA185EF | 18" x 60" x 22-29" | 1 | 50 | 2.2 | \$467 |
| | CTLA186EF | 18" x 72" x 22-29" | 1 | 54 | 2.6 | \$469 |
| | CTLA188EF | 18" x 96" x 22-29" | 1 | 64 | 3.4 | \$496 |
| | CTLA244EF | 24" x 48" x 22-29" | 1 | 57 | 2.3 | \$501 |
| | * CTLA245EF | 24" x 60" x 22-29" | 1 | 66 | 2.8 | \$505 |
| | CTLA246EF | 24" x 72" x 22-29" | 1 | 73 | 3.3 | \$523 |
| | CTLA248EF | 24" x 96" x 22-29" | 1 | 88 | 4.4 | \$553 |

* legs do not fold

FOLDING TABLES

- high pressure plastic laminate surface
- 5/8" solid particleboard core top with vinyl edge
- black metal finish standard
- 16 gauge steel frame with 14 gauge legs

F SERIES



| | Model No. | Size W" x L" x H" | Units / Carton | Ship Weight | Cubes | List Price |
|----------------------------|-----------|-------------------|----------------|-------------|-------|------------|
| Seminar | 518F | 18" x 60" x 30" | 1 | 46 | 2.2 | \$232.00 |
| | 618F | 18" x 72" x 30" | 1 | 54 | 2.6 | \$246.00 |
| | 818F | 18" x 96" x 30" | 1 | 63 | 3.4 | \$272.00 |
| | 524F | 24" x 60" x 30" | 1 | 53 | 2.8 | \$274.00 |
| | 624F | 24" x 72" x 30" | 1 | 61 | 3.3 | \$289.00 |
| | 824F | 24" x 96" x 30" | 1 | 75 | 4.4 | \$332.00 |
| Rectangular | 530F | 30" x 60" x 30" | 1 | 63 | 3.4 | \$252.00 |
| | 630F | 30" x 72" x 30" | 1 | 72 | 4.1 | \$269.00 |
| | 830F | 30" x 96" x 30" | 1 | 96 | 5.4 | \$314.00 |
| | 636F | 36" x 72" x 30" | 1 | 81 | 9.8 | \$303.00 |
| | 836F | 36" x 96" x 30" | 1 | 108 | 6.5 | \$351.00 |
| Round | R48F | 48" Dia. x 30" | 1 | 63 | 4.3 | \$325.00 |
| | R60F | 60" Dia. x 30" | 1 | 89 | 6.7 | \$407.00 |
| | *R72F | 72" Dia. x 30" | 1 | 117 | 9.5 | \$624.00 |
| Comfort Leg Seminar | CP518F | 18" x 60" x 30" | 1 | 45 | 2.2 | \$322.00 |
| | CP618F | 18" x 72" x 30" | 1 | 51 | 2.6 | \$332.00 |
| | CP818F | 18" x 96" x 30" | 1 | 62 | 3.4 | \$351.00 |
| | CP524F | 24" x 60" x 30" | 1 | 58 | 2.8 | \$358.00 |
| | CP624F | 24" x 72" x 30" | 1 | 75 | 3.3 | \$373.00 |
| | CP824F | 24" x 96" x 30" | 1 | 87 | 4.4 | \$398.00 |
| Benches | B6F | 12" x 72" x 18" | 1 | 43 | 1.8 | \$228.00 |
| | B8F | 12" x 96" x 18" | 1 | 54 | 2.4 | \$296.00 |

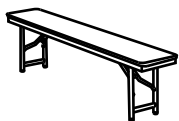
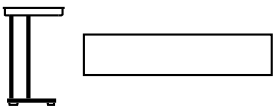
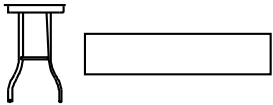
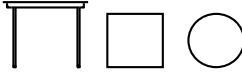
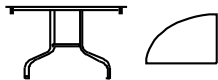
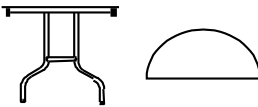
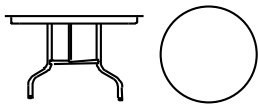
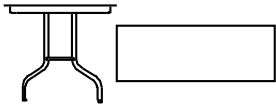
* only available in Grey Glace, Walnut, Wild Cherry & Bannister Oak



FOLDING TABLES

- high pressure plastic laminate surface
- 3/4" plywood core top with vinyl edge
- black metal finish standard
- 16 gauge steel frame with 14 gauge legs

EF SERIES



| | Model No. | Size W" x L" x H" | Units / Carton | Ship Weight | Cubes | List Price |
|-------------------------|----------------------------|-----------------------|-----------------|-------------|-------|------------|
| Rectangular | ◆ 430EF | 30" x 48" x 30" | 1 | 51 | 2.8 | \$317.00 |
| | 530EF | 30" x 60" x 30" | 1 | 56 | 3.4 | \$330.00 |
| | (QS) 630EF | 30" x 72" x 30" | 1 | 65 | 4.1 | \$353.00 |
| | (QS) 830EF | 30" x 96" x 30" | 1 | 82 | 5.4 | \$402.00 |
| | 636EF | 36" x 72" x 30" | 1 | 70 | 9.3 | \$398.00 |
| | 836EF | 36" x 96" x 30" | 1 | 94 | 6.1 | \$430.00 |
| Round | R42EF | 42" Dia. x 30" | 1 | 49 | 3.4 | \$355.00 |
| | R48EF | 48" Dia. x 30" | 1 | 56 | 4.3 | \$362.00 |
| | R54EF | 54" Dia. x 30" | 1 | 63 | 5.4 | \$489.00 |
| | (QS) R60EF | 60" Dia. x 30" | 1 | 79 | 6.7 | \$499.00 |
| | * R66EF | 66" Dia. x 30" | 1 | 90 | 8.0 | \$751.00 |
| | * (QS) R72EF | 72" Dia. x 30" | 1 | 103 | 9.5 | \$751.00 |
| 1/2 Round | HR60EF | 1/2 of 60" Dia. x 30" | 1 | 50 | 3.4 | \$422.00 |
| | HR72EF | 1/2 of 72" Dia. x 30" | 1 | 59 | 4.9 | \$524.00 |
| 1/4 Round | QR60EF | 1/4 of 60" Dia. x 30" | 1 | 30 | 1.9 | \$314.00 |
| Game/Cocktail | •• SQ30EF | 30" x 30" x 30" | 1 | 28 | 1.8 | \$251.00 |
| | •• SQ36EF | 36" x 36" x 30" | 1 | 33 | 2.5 | \$300.00 |
| | •• R30EF | 30" Dia. x 30" | 1 | 31 | 1.8 | \$289.00 |
| | •• R36EF | 36" Dia. x 30" | 1 | 36 | 2.5 | \$294.00 |
| | □ 518EF | 18" x 60" x 30" | 1 | 41 | 2.2 | \$291.00 |
| Standard Seminar | (QS) 618EF | 18" x 72" x 30" | 1 | 46 | 2.6 | \$302.00 |
| | (QS) 818EF | 18" x 96" x 30" | 1 | 59 | 3.4 | \$322.00 |
| | 524EF | 24" x 60" x 30" | 1 | 49 | 2.8 | \$329.00 |
| | 624EF | 24" x 72" x 30" | 1 | 55 | 3.3 | \$348.00 |
| | 824EF | 24" x 96" x 30" | 1 | 69 | 4.4 | \$374.00 |
| | Comfort Leg Seminar | □ CP518EF | 18" x 60" x 30" | 1 | 41 | 2.2 |
| (QS) CP618EF | | 18" x 72" x 30" | 1 | 45 | 2.6 | \$373.00 |
| (QS) CP818EF | | 18" x 96" x 30" | 1 | 55 | 3.3 | \$395.00 |
| CP524EF | | 24" x 60" x 30" | 1 | 48 | 2.8 | \$402.00 |
| CP624EF | | 24" x 72" x 30" | 1 | 58 | 3.3 | \$420.00 |
| CP824EF | | 24" x 96" x 30" | 1 | 70 | 4.4 | \$446.00 |
| Bench | B6EF | 12" x 72" x 18" | 1 | 43 | 1.8 | \$253.00 |
| | B8EF | 12" x 96" x 18" | 1 | 54 | 2.4 | \$327.00 |
| Serpentine | S305EF | 30" x 60" x 30" | 1 | 52 | 6.2 | \$490.00 |

* only available in Grey Glace, Walnut, Wild Cherry & Bannister Oak

□ legs overlap when folded, tables must be stored on edge

◆ when folded, legs protrude approximately 5/16" below table frame

○ not furnished with steel frames

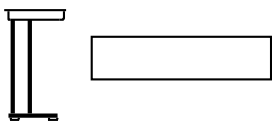
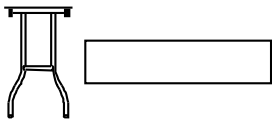
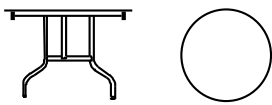
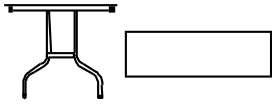
•• furnished with four independent folding legs

(QS) quick ship colors: walnut, bannister oak, grey glace. Black metal and molding.

FOLDING TABLES

- stained surface with galvanized steel edge
- 3/4" plywood core top and bolted hardwood runners
- black metal finish standard
- 16 gauge steel frame with 14 gauge legs

E SERIES



| | Model No. | Size W" x L" x H" | Units / Carton | Ship Weight | Cubes | List Price |
|---|-----------|-------------------|----------------|-------------|-------|------------|
| Rectangular | 430E | 30" x 48" x 30" | 1 | 45 | 2.7 | \$302.00 |
| | 530E | 30" x 60" x 30" | 1 | 49 | 3.4 | \$317.00 |
| | (QS) 630E | 30" x 72" x 30" | 1 | 58 | 4.1 | \$343.00 |
| | (QS) 830E | 30" x 96" x 30" | 1 | 71 | 5.4 | \$374.00 |
| | 636E | 36" x 72" x 30" | 1 | 62 | 9.8 | \$392.00 |
| | 836E | 36" x 96" x 30" | 1 | 79 | 6.5 | \$422.00 |
| Round | * R30E | 30" Dia. x 30" | 1 | 30 | 1.8 | \$222.00 |
| | * R36E | 36" Dia. x 30" | 1 | 33 | 2.5 | \$255.00 |
| | * R42E | 42" Dia. x 30" | 1 | 46 | 3.4 | \$342.00 |
| | R48E | 48" Dia. x 30" | 1 | 51 | 4.3 | \$354.00 |
| | R54E | 54" Dia. x 30" | 1 | 55 | 5.4 | \$423.00 |
| | (QS) R60E | 60" Dia. x 30" | 1 | 67 | 6.7 | \$430.00 |
| | R66E | 66" Dia. x 30" | 1 | 78 | 8.0 | \$601.00 |
| | (QS) R72E | 72" Dia. x 30" | 1 | 88 | 9.5 | \$613.00 |
| Standard Seminar | 518E | 18" x 60" x 30" | 1 | 38 | 2.2 | \$300.00 |
| | 618E | 18" x 72" x 30" | 1 | 41 | 2.6 | \$312.00 |
| | 818E | 18" x 96" x 30" | 1 | 54 | 3.4 | \$329.00 |
| | 524E | 24" x 60" x 30" | 1 | 44 | 2.8 | \$320.00 |
| | 624E | 24" x 72" x 30" | 1 | 49 | 3.3 | \$337.00 |
| | 824E | 24" x 96" x 30" | 1 | 59 | 4.4 | \$360.00 |
| Comfort Leg Seminar furnished with steel frames | □ CP518E | 18" x 60" x 30" | 1 | 39 | 2.2 | \$367.00 |
| | CP618E | 18" x 72" x 30" | 1 | 42 | 2.6 | \$379.00 |
| | CP818E | 18" x 96" x 30" | 1 | 52 | 3.4 | \$400.00 |
| | □ CP524E | 24" x 60" x 30" | 1 | 45 | 2.8 | \$389.00 |
| | CP624E | 24" x 72" x 30" | 1 | 50 | 3.3 | \$406.00 |
| | CP824E | 24" x 96" x 30" | 1 | 61 | 4.4 | \$429.00 |
| Serpentine | S305E | 30" x 60" x 30" | 1 | 52 | 6.2 | \$490.00 |

* not furnished with wood runners

□ legs overlap when folded, tables must be stored on edge

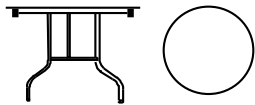
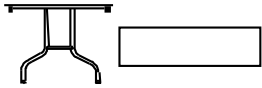
•• furnished with four independent folding legs

(QS) quick ship in color black metal

FOLDING TABLES

- padded vinyl surface with galvanized steel edge
- 3/4" plywood core top and bolted hardwood runners
- black metal finish standard
- 16 gauge steel frame with 14 gauge legs

EP SERIES



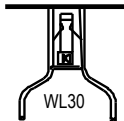
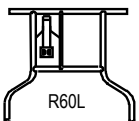
| | Model No. | Size W" x L" x H" | Units / Carton | Ship Weight | Cubes | List Price |
|--------------------|---------------|-------------------|----------------|-------------|-------|------------|
| Rectangular | 530EP | 30" x 60" x 30" | 1 | 54 | 3.4 | \$388.00 |
| | 630EP | 30" x 72" x 30" | 1 | 60 | 4.1 | \$406.00 |
| | 830EP | 30" x 96" x 30" | 1 | 77 | 2.7 | \$472.00 |
| | 636EP | 36" x 72" x 30" | 1 | 68 | 2.4 | \$472.00 |
| | 836EP | 36" x 96" x 30" | 1 | 86 | 6.5 | \$538.00 |
| Round | * •• R30EP | 30" Dia. x 30" | 1 | 31 | 1.8 | \$264.00 |
| | * •• R36EP | 36" Dia. x 30" | 1 | 35 | 2.3 | \$301.00 |
| | * R42EP | 42" Dia. x 30" | 1 | 49 | 3.4 | \$414.00 |
| | R48EP | 48" Dia. x 30" | 1 | 54 | 4.3 | \$425.00 |
| | R54EP | 54" Dia. x 30" | 1 | 59 | 5.4 | \$564.00 |
| | R60EP | 60" Dia. x 30" | 1 | 73 | 6.7 | \$570.00 |
| | R66EP | 66" Dia. x 30" | 1 | 85 | 8.0 | \$777.00 |
| | R72EP | 72" Dia. x 30" | 1 | 96 | 9.5 | \$778.00 |

- * not furnished with wood runners
- furnished with four independent folding legs

FOLDING TABLE COMPONENTS

- available for F, EF, E & EP series tables
- specify color, width & height of table

LEG SETS



| | Model No. | Description | Ship Weight | Cubes | List Price |
|--|---------------------------|-------------------|-----------------|-------|------------|
| Wishbone leg set leg sets available for 29" or 30" heights at list price | WL18 | for 18Wx30H | 15 | 0.8 | \$124.00 |
| | WL24 | for 24Wx30H | 16 | 1.1 | \$137.00 |
| | WL30 | for 30/36Wx30H | 17 | 1.2 | \$155.00 |
| | R48L | for 48 round x30H | 17 | 1.5 | \$155.00 |
| | R60L | for 60 round x30H | 19 | 1.5 | \$165.00 |
| | R72L | for 72 round x30H | 24 | 1.7 | \$224.00 |
| | Replacement Glides | 19105 | Glide 1.05 Dia. | - | - |
| 19125 | | Glide 1.25 Dia. | - | - | \$3.00 |

OPTIONS

Finishes


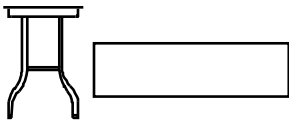
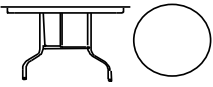
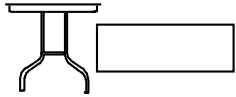
please contact customer service for pricing

PermaTuff Edging (in lieu of vinyl edging)

FOLDING TABLES

- molded ABS plastic top
- black PVC edge standard
- black metal finish standard
- lightweight construction

HEXALITE



| | Model No. | Size W" x L" x H" | Units / Carton | Ship Weight | Cubes | List Price |
|--|-----------|------------------------|-------------------|----------------|-------|------------|
| Rectangular | * 630NLW | 30" x 72" x 29" | 1 | 48 | 4.1 | \$353.00 |
| | * 830NLW | 30" x 96" x 29" | 1 | 62 | 5.4 | \$373.00 |
| Round | * R60NLW | 60" Dia. x 29" | 1 | 60 | 6.5 | \$513.00 |
| | * R72NLW | 72" Dia. x 29" | 1 | 78 | 9.5 | \$669.00 |
| Serpentine (1/4 open round) | S305NLW | 30" x 60 Rad. x 29" | 1 | 56 | 6.2 | \$497.00 |
| Standard Seminar | 618NLW | 18" x 72" x 29" | 1 | 38 | 2.6 | \$292.00 |
| | 818NLW | 18" x 96" x 29" | 1 | 46 | 3.4 | \$365.00 |
| Comfort Leg Seminar (furnished with steel frames) | CP618NLW | 18" x 72" x 29" | 1 | 39 | 2.6 | \$304.00 |
| | CP818NLW | 18" x 96" x 29" | 1 | 48 | 3.4 | \$381.00 |

add 5/8" to all heights

* also available in beige with brown legs and molding

CATERING SERVICE TABLES

• black metal finish standard

BAR / BUFFET



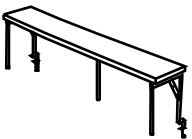
| | Model No. | Size W" x L" x H" | Units / Carton | Ship Weight | Cubes | List Price |
|---|-----------|-------------------|----------------|-------------|-------|------------|
| EF Top ¾" plywood core high pressure plastic laminate with vinyl edge | MB306EF | 30" x 72" x 30" | 1 | 128 | 7.2 | \$1,322.00 |
| | MB308EF | 30" x 96" x 30" | 1 | 149 | 9.5 | \$1,460.00 |
| E Top ¾" plywood core stained surface with galvanized steel edge | MB306E | 30" x 72" x 30" | 1 | 123 | 7.2 | \$1,240.00 |
| | MB308E | 30" x 96" x 30" | 1 | 141 | 9.5 | \$1,365.00 |

UTILITY



| | Model No. | Size W" x L" x H" | Units / Carton | Ship Weight | Cubes | List Price |
|--|-----------|-------------------|----------------|-------------|-------|------------|
| EF Top ¾" plywood core high pressure plastic laminate with vinyl edge | MU306EF | 30" x 72" x 30" | 1 | 106 | 5.5 | \$1,052.00 |
| | MU308EF | 30" x 96" x 30" | 1 | 122 | 7.3 | \$1,143.00 |
| E Top ¾" plywood core stained surface with galvanized steel edge | MU306E | 30" x 72" x 30" | 1 | 102 | 5.5 | \$986.00 |
| | MU308E | 30" x 96" x 30" | 1 | 117 | 7.3 | \$1,075.00 |

RISER SHELF



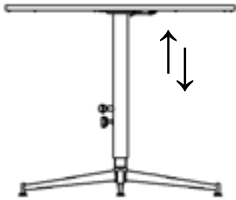
| | Model No. | Size W" x L" x H" | Units / Carton | Ship Weight | Cubes | List Price |
|--|-----------|-------------------|----------------|-------------|-------|------------|
| EF Top ¾" plywood core high pressure plastic laminate with vinyl edge | SB126EF | 12" x 72" x 12" | 1 | 35 | 1.8 | \$264.00 |
| | SB128EF | 12" x 96" x 12" | 1 | 39 | 2.4 | \$307.00 |
| E Top ¾" plywood core stained surface with galvanized steel edge | SB126E | 12" x 72" x 12" | 1 | 31 | 1.8 | \$246.00 |
| | SB128E | 12" x 96" x 12" | 1 | 35 | 2.4 | \$282.00 |

CATERING SERVICE TABLES

- black metal finish standard

TRI-HEIGHT

adjustable height



| | Model No. | Size W" x L" x H" | Units / Carton | Ship Weight | Cubes | List Price |
|---|-----------|-------------------|----------------|-------------|-------|------------|
| E Top 3/4" plywood core stained surface with galvanized steel edge | ACR24E | 24" x 30/36/42" | 1 | 26 | 4.7 | \$355.00 |
| | ACR30E | 30" x 30/36/42" | 1 | 30 | 4.7 | \$397.00 |
| | ACR36E | 36" x 30/36/42" | 1 | 34 | 6.7 | \$470.00 |
| EF Top 3/4" plywood core high pressure plastic laminate with vinyl edge | ACR24EF | 24" x 30/36/42" | 1 | 28 | 4.7 | \$413.00 |
| | ACR30EF | 30" x 30/36/42" | 1 | 32 | 4.7 | \$456.00 |
| | ACR36EF | 36" x 30/36/42" | 1 | 37 | 6.7 | \$502.00 |

X FOLD

folds flat



| | Model No. | Size Diameter" x H" | Units / Carton | Ship Weight | Cubes | List Price |
|---|------------|---------------------|----------------|-------------|-------|------------|
| Hexalite molded ABS plastic top black PVC edge standard actual height +3/4" | XFR3030NLW | 30" x 30" | 1 | 26 | 7.1 | \$289.00 |
| | XFR3042NLW | 30" x 42" | 1 | 28 | 9.7 | \$301.00 |
| | XFR3630NLW | 36" x 30" | 1 | 29 | 7.1 | \$319.00 |
| | XFR3642NLW | 36" x 42" | 1 | 31 | 9.7 | \$330.00 |
| E Top 3/4" plywood core stained surface with galvanized steel edge | XFR3030E | 30" x 30" | 1 | 26 | 7.1 | \$289.00 |
| | XFR3042E | 30" x 42" | 1 | 28 | 9.7 | \$301.00 |
| | XFR3630E | 36" x 30" | 1 | 29 | 7.1 | \$319.00 |
| | XFR3642E | 36" x 42" | 1 | 31 | 9.7 | \$330.00 |
| EF Top 3/4" plywood core high pressure plastic laminate with vinyl edge | XFR3030EF | 30" x 30" | 1 | 26 | 7.1 | \$289.00 |
| | XFR3042EF | 30" x 42" | 1 | 28 | 9.7 | \$301.00 |
| | XFR3630EF | 36" x 30" | 1 | 29 | 7.1 | \$319.00 |
| | XFR3642EF | 36" x 42" | 1 | 31 | 9.7 | \$330.00 |

CADDIES

- black metal finish standard
- heavy duty only available in black metal

TABLE CADDIES



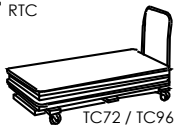
HRTC / RTCHB



HTC72 / HTC96



RTC

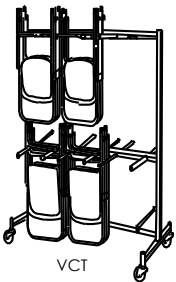


TC72 / TC96

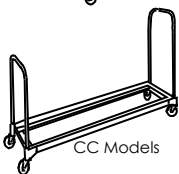
| | Model No. | Capacity | Size W" x L" x H" | Units / Carton | Ship Weight | Cubes | List Price |
|--|--------------|-------------|---------------------|----------------|-------------|-------|------------|
| Heavy Duty 6" diameter, polyurethane casters (2 swivel with brakes & 2 rigid), carpeted cross beams | (QS) HRTC | 8 Round | 31¼" x 61" x 42¼" | 1 | 73 | 11.3 | \$983.00 |
| | HTEC | 8 Rect. | 31¼" x 61" x 34¼" | 1 | 71 | 10.0 | \$917.00 |
| | HTC72 | 10-12 Rect. | 31¼" x 74" x 41¾" | 1 | 97 | 10.1 | \$900.00 |
| | HTC96 | 10-12 Rect. | 31¼" x 97 ½" x 41¾" | 1 | 107 | 13.4 | \$919.00 |
| Standard Duty 4" diameter, hard rubber casters | (QS) RTC | 8 Round | 31¼" x 49" x 40¼" | 1 | 63 | 8.1 | \$547.00 |
| | * (QS) RTCHB | 8 Round | 31¼" x 61" x 40¼" | 1 | 65 | 8.1 | \$604.00 |
| | (QS) TEC | 8 Rect. | 31¼" x 49" x 32¼" | 1 | 56 | 8.1 | \$539.00 |
| | (QS) TC72 | 10-12 Rect. | 31¼" x 74" x 36¼" | 1 | 67 | 12.3 | \$422.00 |
| | (QS) TC96 | 10-12 Rect. | 31¼" x 97½" x 36¼" | 1 | 77 | 16.3 | \$439.00 |
| X Fold 1,000 pound capacity holds 30" or 42" height | XFTC30 | 10 X-Fold | 25" x 48" x 39" | 1 | 45 | 6.3 | \$1009.00 |
| | XFTC36 | 10 X-Fold | 25" x 48" x 39" | 1 | 45 | 6.3 | \$1009.00 |

* handle brace included
(QS) quick ship - black metal

CHAIR CADDIES



VCT



CC Models



CCP

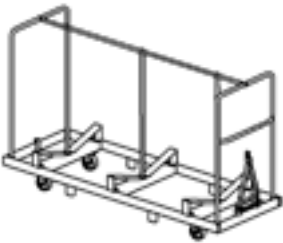
| | Model No. | Capacity | Size W" x L" x H" | Units / Carton | Ship Weight | Cubes | List Price |
|-------------------------|------------|----------|-------------------|----------------|-------------|-------|------------|
| Two Level | (QS) VCT72 | 84-120 | 32" x 66" x 72" | 1 | 104 | 8.7 | \$756.00 |
| Single Level | (QS) CC60 | 20-30 | 21" x 64" x 38½" | 1 | 50 | 6.9 | \$355.00 |
| | (QS) CC72 | 24-36 | 21" x 76" x 38½" | 1 | 54 | 8.2 | \$363.00 |
| | (QS) CC96 | 35-48 | 21" x 100" x 38½" | 1 | 67 | 10.8 | \$415.00 |
| Handle Brace | (QS) ACH | - | Standard | 1 | 6 | 0.9 | \$60.00 |
| | ACHU | - | Understage | 1 | 7 | 0.9 | \$60.00 |
| Poly Chair Caddy | (QS) CCP | 68 | 20" x 42" x 38" | 1 | 37 | 3.4 | \$318.00 |

capacities vary depending on thickness of chair or understage caddies with 24" overall height, add letter "U" (i.e. CCU60) - same list price as CC
(QS) quick ship - black metal

UPPERZONE TABLE TRUCKS

- multi-level rack system compatible
- 6" diameter x 2" wide polyolefin
- neoprene rubber padded bed
- black metal finish on base with yellow metal finish on handles

TABLE TRUCKS



| | Model No. | Capacity | Size W" x L" x H" | Ship Weight | Cubes | List Price | |
|---------------------------------------|----------------------------|-----------------------|---------------------|------------------|-------|------------|---------|
| Round Table Truck | STTR60N | 8 (60" dia.) | 33" x 67" x 68" | 140 | 19 | \$1,852 | |
| | STTR60W | 10 (60" dia.) | 40½" x 67" x 68" | 150 | 22.9 | \$2,035 | |
| | STTR72N | 8 (72" dia.) | 33" x 79" x 79" ½" | 150 | 28.2 | \$2,035 | |
| | STTR72W | 10 (72" dia.) | 40½" x 79" x 79" ½" | 160 | 26.9 | \$2,221 | |
| Round Table Truck for hexalite | STTR60-NLW | 10 (60" dia.) | 40½" x 79" x 68" | 150 | 26.9 | \$2,035 | |
| | STTR72-NLW | 10 (72" dia.) | 40½" x 79" x 79" ½" | 160 | 26.9 | \$2,221 | |
| | STT1872NS | 18-20 (18" x 60"/72") | 32½" x 79" x 48" | 150 | 17.5 | \$1,759 | |
| Seminar Table Truck | STT1872WS | 22-24 (18" x 60"/72") | 36½" x 79" x 48" | 155 | 19.6 | \$1,852 | |
| | STT1872NH | 26-28 (18" x 60"/72") | 32½" x 79" x 60" | 155 | 17.5 | \$1,805 | |
| | STT1872WH | 30-32 (18" x 60"/72") | 36½" x 79" x 60" | 160 | 19.6 | \$1,897 | |
| | STT1896NS | 18-20 (18" x 96") | 32½" x 103" x 48" | 175 | 22.7 | \$1,944 | |
| | STT1896WS | 22-24 (18" x 96") | 36½" x 103" x 48" | 180 | 25.4 | \$2,035 | |
| | STT1896NH | 26-28 (18" x 96") | 32½" x 103" x 60" | 180 | 22.7 | \$1,989 | |
| | STT1896WH | 30-32 (18" x 96") | 36½" x 103" x 60" | 185 | 25.4 | \$2,081 | |
| | STT3072NS | 11-12 (30" x 72") | 33" x 79" x 48" | 150 | 18 | \$1,759 | |
| | Banquet Table Truck | STT3072NH | 14-16 (30" x 72") | 33" x 79" x 60" | 155 | 18 | \$1,805 |
| | | STT3096NS | 11-12 (30" x 96") | 33" x 103" x 48" | 175 | 23.4 | \$1,944 |
| STT3096NH | | 14-16 (30" x 96") | 33" x 103" x 60" | 180 | 23.4 | \$1,989 | |
| Towing Package | STB | - | - | 5 | 0.2 | \$140 | |

TRANSFOLD CHORAL RISERS

- black metal finish standard
- All units furnished with charcoal carpet deck with black deck frame and zinc plated understructure

COMPONENTS



3 level unit with add-on step and back rail shown

| | Model No. | Capacity | Size W" x L" x H" | Ship Weight | Cubes | List Price |
|---|------------|---------------------|-------------------|-------------|-------|------------|
| 72" Transfold Unit (QS) Charcoal Carpet | (QS) TFR72 | 3 Level | 72" x 55" x 24" | 167 | 28.3 | \$1,387 |
| | TFA72 | Add-On Step | 78" x 18" x 32" | 59 | 2.8 | \$723 |
| 72" Reverse Taper | TFSR72 | 3 Level | 72" x 55" x 24" | 167 | 28.3 | \$1,387 |
| | TFSA72 | Add-On Step | 60" x 18" x 32" | 59 | 2.6 | \$723 |
| 48" Transfold Unit (QS) Charcoal Carpet | (QS) TFR48 | 3 Level | 48" x 55" x 24" | 137 | 20.3 | \$1,335 |
| | TFA48 | Add-On Step | 54" x 18" x 32" | 49 | 1.9 | \$695 |
| Back Rail for use with 3 level risers (QS) black metal | (QS) TFB72 | For Use With TFR72 | 70" x 42" | 42 | 3.8 | \$568 |
| | (QS) TFB48 | For Use With TFR48 | 46" x 42" | 32 | 2.4 | \$544 |
| | TFSB72 | For Use With TFSR72 | 54" x 42" | 37 | 2.9 | \$556 |
| Back Rail for use with add-on step | TFB72-4 | For Use With TFA72 | 70" x 42" | 42 | 3.8 | \$568 |
| | TFB48-4 | For Use With TFA48 | 46" x 42" | 32 | 2.4 | \$544 |
| | TFSB72-4 | For Use With TFSA72 | 54" x 42" | 37 | 2.9 | \$556 |
| Side Rail | TF54 | Pair | 52" x 55 1/2 " | 39 | 3.8 | \$849 |

back & side rails must be ordered separately

Freight Class - 125

80 SERIES CHORAL RISERS

- black metal finish standard

STRAIGHT FOLDING



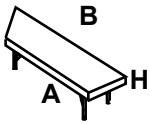
example configuration:
(1) RSR08H, (1) RSR16H & (1) RSR24H

| | Model No. | Size L" x W" x H" | Ship Weight | Cubes | List Price |
|-----------------------|-----------|-------------------|-------------|-------|------------|
| Hardboard Deck | RSR08H | 18" x 96" x 8" | 60 | 2.7 | \$428.00 |
| | RSR16H | 18" x 96" x 16" | 67 | 2.7 | \$471.00 |
| | RSR24H | 18" x 96" x 24" | 72 | 2.7 | \$477.00 |
| | RSR32H | 18" x 96" x 32" | 75 | 2.7 | \$496.00 |
| Carpet Deck | RSR08C | 18" x 96" x 8" | 56 | 2.7 | \$534.00 |
| | RSR16C | 18" x 96" x 16" | 64 | 2.7 | \$577.00 |
| | RSR24C | 18" x 96" x 24" | 68 | 2.7 | \$584.00 |
| | RSR32C | 18" x 96" x 32" | 72 | 2.7 | \$603.00 |

Freight Class - 65

SAFETY NOTICE: Units 16" or higher must be ganged to another unit for stability.

TAPERED FOLDING



example configuration:
(1) RTR08H, (1) RTR16H & (1) RTR24H

| | Model No. | Size A" x B" x H" | Ship Weight | Cubes | List Price |
|--|-----------|-------------------|-------------|-------|------------|
| Hardboard Deck (QS) Black metal | RTR08H | 54" x 60" x 8" | 39 | 1.7 | \$332.00 |
| | RTR16H | 60" x 66" x 16" | 47 | 1.8 | \$351.00 |
| | RTR24H | 66" x 72" x 24" | 53 | 2.0 | \$374.00 |
| | RTR32H | 72" x 78" x 32" | 59 | 2.2 | \$420.00 |
| Carpet Deck (QS) Pewter Grey/Black metal | RTR08C | 54" x 60" x 8" | 37 | 1.7 | \$383.00 |
| | RTR16C | 60" x 66" x 16" | 45 | 1.8 | \$403.00 |
| | RTR24C | 66" x 72" x 24" | 51 | 2.0 | \$431.00 |
| | RTR32C | 72" x 78" x 32" | 56 | 2.2 | \$486.00 |

Freight Class - 65

SAFETY NOTICE: Units 16" or higher must be ganged to another unit for stability.

RAILS & CADDIES



| | Model No. | Size L" x H" | Use With | Ship Weight | Cubes | List Price |
|---|-----------|-------------------|----------|-------------|-------|------------|
| Straight Folding Back Rails | BRS24 | 94 3/8" x 66 1/4" | RSR24 | 53 | 4.1 | \$500.00 |
| | BRS32 | 94 3/8" x 94 1/4" | RSR32 | 54 | 4.1 | \$534.00 |
| Tapered Folding Back Rails (QS) Black | BRT24 | 70 3/8" x 66 1/4" | RTR24 | 39 | 3.1 | \$440.00 |
| | BRT32 | 76 3/8" x 94 1/4" | RTR32 | 42 | 3.1 | \$474.00 |

Freight Class - 65

| | Model No. | Type | Height | Ship Weight | Cubes | List Price |
|---|-----------|---------|--------|-------------|-------|------------|
| Sloping Guard Rails for straight & tapered risers | GR2 | 2 Level | 36 | 11 | 2.2 | \$135.00 |
| | GR3 | 3 Level | 54 | 12 | 3.0 | \$145.00 |
| | GR4 | 4 Level | 72 | 15 | 4.0 | \$156.00 |

installation requires drilling the steps

Freight Class - 65

| | | | | | | |
|---|----------|-----------------|----|----|-----|----------|
| Choral Riser Caddy (QS) Black | (QS) REC | 32" x 50" x 45" | 24 | 49 | 5.4 | \$567.00 |
|---|----------|-----------------|----|----|-----|----------|

Freight Class - 65

MOBILE STAGES & MUSIC STANDS

- black metal finish standard

MOBILE STAGES



| | Model No. | Size W" x L" x H" | Ship Weight | Cubes | List Price |
|---|------------|-------------------|-------------|-------|------------|
| Hardboard Deck | MS08H | 48" x 96" x 8" | 179 | 50 | \$2,077 |
| | MS16H | 48" x 96" x 16" | 206 | 51.2 | \$2,190 |
| | MS24H | 48" x 96" x 24" | 224 | 57.2 | \$2,231 |
| | MS32H | 48" x 96" x 32" | 238 | 63.2 | \$2,354 |
| | MSW08H | 72" x 96" x 8" | 228 | 74 | \$2,813 |
| | MSW16H | 72" x 96" x 16" | 256 | 75.7 | \$2,965 |
| | MSW24H | 72" x 96" x 24" | 281 | 84.6 | \$3,022 |
| | MSW32H | 72" x 96" x 32" | 292 | 93.5 | \$3,185 |
| Polypropylene Deck | MS08P | 48" x 96" x 8" | 175 | 50 | \$2,282 |
| | MS16P | 48" x 96" x 16" | 203 | 51.2 | \$2,401 |
| | MS24P | 48" x 96" x 24" | 221 | 57.2 | \$2,444 |
| | MS32P | 48" x 96" x 32" | 234 | 63.2 | \$2,576 |
| | MSW08P | 72" x 96" x 8" | 230 | 74 | \$3,053 |
| | MSW16P | 72" x 96" x 16" | 259 | 75.7 | \$3,210 |
| | MSW24P | 72" x 96" x 24" | 284 | 84.6 | \$3,269 |
| | MSW32P | 72" x 96" x 32" | 295 | 93.5 | \$3,444 |
| Carpet Deck <small>(QS) Charcoal carpet/Black metal</small> | MS08C | 48" x 96" x 8" | 192 | 50 | \$2,356 |
| | (QS) MS16C | 48" x 96" x 16" | 219 | 51.2 | \$2,477 |
| | (QS) MS24C | 48" x 96" x 24" | 237 | 57.2 | \$2,519 |
| | MS32C | 48" x 96" x 32" | 251 | 63.2 | \$2,651 |
| | MSW08C | 72" x 96" x 8" | 255 | 74 | \$3,151 |
| | MSW16C | 72" x 96" x 16" | 284 | 75.7 | \$3,309 |
| | MSW24C | 72" x 96" x 24" | 309 | 84.6 | \$3,369 |
| | MSW32C | 72" x 96" x 32" | 319 | 93.5 | \$3,543 |

SAFETY NOTICE: Guard rails should be used on sides and rear

MUSIC STANDS



KB95E2



KB100 shown
with stands



KB300A

| | Model No. | Description | Qty/Capacity | Ship Weight | List Price |
|---------------------|-----------|------------------------------------|----------------|-------------|------------|
| Music Stands | KB95E1 | Orchestra Stand | Single | 12 | \$80 |
| | KB95E2 | Orchestra Stand | Two Pack | 23 | \$150 |
| | KB95E6 | Orchestra Stand | Six Pack | 72 | \$429 |
| | KB300A | Conductor's Stand | Single | 19 | \$187 |
| | KB100 | Music Stand Cart and Hand Assembly | Holds 24 KB95E | 23 | \$638 |

Freight Class - 70

MOBILE STAGE ACCESSORIES

- black metal finish standard

STEPS

includes handrails



Mobile Stages

| Model No. | Size L" x W" x H" | Steps | Ship Weight | Cubes | List Price |
|-----------|-------------------|--------|-------------|-------|------------|
| (QS) ST1 | 36" x 14" x 47" | 1 Step | 44.0 | 3.5 | \$474.00 |
| (QS) ST2 | 36" x 27" x 16" | 2 Step | 74.0 | 11.5 | \$671.00 |
| ST3 | 36" x 40" x 24" | 3 Step | 113.0 | 21.4 | \$867.00 |
| ST4 | 36" x 52" x 32" | 4 Step | 142.0 | 24.5 | \$1,061.00 |

(QS) Grey Poly/Black Metal

Freight Class - 65

GUARD RAILS



Mobile Stages

| Model No. | Size W" x L" x H" | Ship Weight | Cubes | List Price |
|------------|-------------------|-------------|-------|------------|
| GRU30 | 30" x 30" | 14.0 | 0.161 | \$110.00 |
| GRU36 | 36" x 30" | 16.0 | 0.193 | \$116.00 |
| (QS) GRU48 | 48" x 30" | 18.0 | 0.255 | \$135.00 |

(QS) Grey Poly/Black Metal

Freight Class - 65

MOBILE STAGE & CHORAL RISER SKIRTING

SKIRTING

sold by linear foot



box pleat



shirred pleat

Mobile Stages

skirting features loop-type velcro sewn to back of skirting (mating velcro, must be ordered separately)


Mobile Stages

skirting features loop-type velcro sewn to back of skirting (mating velcro, must be ordered separately)

| Model No. | Size H" | Ship Weight | List Price / Linear Foot |
|-----------|---------|-------------|--------------------------|
| SKB08 | 7" | 0.2 | \$20.00 |
| SKB16 | 15" | 0.2 | \$21.00 |
| SKB24 | 23" | 0.3 | \$27.00 |
| SKB32 | 31" | 0.3 | \$34.00 |
| SKB40 | 39" | 0.4 | \$40.00 |
| SKS08 | 7" | 0.1 | \$16.00 |
| SKS16 | 15" | 0.1 | \$18.00 |
| SKS24 | 23" | 0.1 | \$21.00 |
| SKS32 | 31" | 0.2 | \$29.00 |
| SKS40 | 39" | 0.3 | \$30.00 |

Ships UPS

Hook & Loop Tape



| Model No. | Size L" x W" | Weight | List Price | |
|-----------------|--------------|------------------------------|------------|----------|
| Mobile Stages | V22 | 4' x 8' mobile stage | 0.0 | \$133.00 |
| | V23 | 6' x 8' mobile stage | 0.0 | \$186.00 |
| Mobile Stages & | VT | 5/8" wide (sold by the foot) | 0.0 | \$4.00 |

Ships UPS

TRANSFOLD ADJUSTABLE STAGE & SEATED RISER UNITS

- black metal finish standard
- 16" and 24" units feature two-position height adjustable legs
- 8" fixed height units available, see page 22

36" WIDE 58" G-56



| | Model No. | Size W' x L' x H" | Ship Weight | Cubes | List Price |
|---------------------------|-----------|----------------------|-------------|-------|------------|
| Hardboard Deck | TA3416H | 3' x 4' x 16" or 24" | 68 | 3.3 | \$421.00 |
| | * TA3424H | 3' x 4' x 24" or 32" | 79 | 3.3 | \$432.00 |
| | TA3616H | 3' x 6' x 16" or 24" | 97 | 4.9 | \$583.00 |
| | * TA3624H | 3' x 6' x 24" or 32" | 101 | 4.9 | \$602.00 |
| | TA3816H | 3' x 8' x 16" or 24" | 118 | 6.5 | \$618.00 |
| | TA3824H | 3' x 8' x 24" or 32" | 122 | 6.5 | \$636.00 |
| | * TA3832H | 3' x 8' x 32" or 40" | 125 | 6.5 | \$655.00 |
| Polypropylene Deck | TA3416P | 3' x 4' x 16" or 24" | 67 | 3.3 | \$569.00 |
| | * TA3424P | 3' x 4' x 24" or 32" | 78 | 3.3 | \$580.00 |
| | TA3616P | 3' x 6' x 16" or 24" | 96 | 4.9 | \$758.00 |
| | * TA3624P | 3' x 6' x 24" or 32" | 99 | 4.9 | \$776.00 |
| | TA3816P | 3' x 8' x 16" or 24" | 116 | 6.5 | \$810.00 |
| | TA3824P | 3' x 8' x 24" or 32" | 120 | 6.5 | \$829.00 |
| | * TA3832P | 3' x 8' x 32" or 40" | 123 | 6.5 | \$846.00 |
| Carpet Deck | TA3416C | 3' x 4' x 16" or 24" | 64 | 3.3 | \$590.00 |
| | * TA3424C | 3' x 4' x 24" or 32" | 74 | 3.3 | \$603.00 |
| | TA3616C | 3' x 6' x 16" or 24" | 92 | 4.9 | \$787.00 |
| | * TA3624C | 3' x 6' x 24" or 32" | 96 | 4.9 | \$805.00 |
| | TA3816C | 3' x 8' x 16" or 24" | 111 | 6.5 | \$851.00 |
| | TA3824C | 3' x 8' x 24" or 32" | 115 | 6.5 | \$870.00 |
| | * TA3832C | 3' x 8' x 32" or 40" | 118 | 6.5 | \$888.00 |

Freight Class - 65

* legs overlap when folded for storage - this reduces storage capacity by two to four units per caddy

SAFETY NOTICE: Guard rails should be used on sides and rear

TRANSFOLD ADJUSTABLE STAGE & SEATED RISER UNITS

- black metal finish standard
- 16" and 24" units feature two-position height adjustable legs
- 8" fixed height units available, see page 23

48" WIDE ADJUSTABLE



| | Model No. | Size W" x L" x H" | Ship Weight | Cubes | List Price |
|--|---------------------------|----------------------|----------------------|-------|------------|
| Hardboard Deck (QS) Hardboard/black metal | (QS) TA4416H | 4' x 4' x 16" or 24" | 92 | 4.3 | \$603 |
| | * (QS) TA4424H | 4' x 4' x 24" or 32" | 112 | 4.3 | \$630 |
| | TA4616H | 4' x 6' x 16" or 24" | 133 | 6.4 | \$839 |
| | * TA4624H | 4' x 6' x 24" or 32" | 161 | 6.4 | \$883 |
| | (QS) TA4816H | 4' x 8' x 16" or 24" | 159 | 8.5 | \$884 |
| | (QS) TA4824H | 4' x 8' x 24" or 32" | 165 | 8.5 | \$927 |
| | * TA4832H | 4' x 8' x 32" or 40" | 170 | 8.5 | \$958 |
| | Polypropylene Deck | TA4416P | 4' x 4' x 16" or 24" | 91 | 4.3 |
| * TA4424P | | 4' x 4' x 24" or 32" | 111 | 4.3 | \$791 |
| TA4616P | | 4' x 6' x 16" or 24" | 130 | 6.4 | \$1,056 |
| * TA4624P | | 4' x 6' x 24" or 32" | 158 | 6.4 | \$1,100 |
| TA4816P | | 4' x 8' x 16" or 24" | 156 | 8.5 | \$1,127 |
| TA4824P | | 4' x 8' x 24" or 32" | 161 | 8.5 | \$1,171 |
| * TA4832P | | 4' x 8' x 32" or 40" | 167 | 8.5 | \$1,203 |
| Carpet Deck (QS) Charcoal carpet/black metal | | (QS) TA4416C | 4' x 4' x 16" or 24" | 87 | 4.3 |
| | * (QS) TA4424C | 4' x 4' x 24" or 32" | 106 | 4.3 | \$816 |
| | TA4616C | 4' x 6' x 16" or 24" | 126 | 6.4 | \$1,097 |
| | * TA4624C | 4' x 6' x 24" or 32" | 154 | 6.4 | \$1,139 |
| | (QS) TA4816C | 4' x 8' x 16" or 24" | 150 | 8.5 | \$1,174 |
| | (QS) TA4824C | 4' x 8' x 24" or 32" | 155 | 8.5 | \$1,217 |
| | * TA4832C | 4' x 8' x 32" or 40" | 160 | 8.5 | \$1,250 |

* legs overlap when folded for storage - this reduces storage capacity by two to four units per caddy

Freight Class - 65

SAFETY NOTICE: Guard Rails should be used on sides and rear

TRANSFOLD FIXED STAGE & SEATED RISER UNITS

• black metal finish standard

36" WIDE: ± 98' < 97' < H



| | Model No. | Size W" x L" x H" | Ship Weight | Cubes | List Price |
|---------------------------|-----------|-------------------|-------------|-------|------------|
| Hardboard Deck | TF3408H | 36" x 48" x 8" | 57 | 3.1 | \$371.00 |
| | TF3416H | 36" x 48" x 16" | 65 | 3.1 | \$405.00 |
| | * TF3424H | 36" x 48" x 24" | 68 | 3.1 | \$421.00 |
| | TF3608H | 36" x 72" x 8" | 82 | 4.9 | \$511.00 |
| | TF3616H | 36" x 72" x 16" | 93 | 4.9 | \$561.00 |
| | * TF3624H | 36" x 72" x 24" | 97 | 4.9 | \$583.00 |
| | TF3808H | 36" x 96" x 8" | 103 | 6.1 | \$469.00 |
| | TF3816H | 36" x 96" x 16" | 114 | 6.1 | \$512.00 |
| | TF3824H | 36" x 96" x 24" | 118 | 6.1 | \$531.00 |
| | TF3832H | 36" x 96" x 32" | 122 | 6.1 | \$547.00 |
| | * TF3840H | 36" x 96" x 40" | 125 | 6.1 | \$564.00 |
| Polypropylene Deck | TF3408P | 36" x 48" x 8" | 56 | 3.3 | \$518.00 |
| | TF3416P | 36" x 48" x 16" | 64 | 3.3 | \$553.00 |
| | * TF3424P | 36" x 48" x 24" | 67 | 3.3 | \$569.00 |
| | TF3608P | 36" x 72" x 8" | 80 | 4.9 | \$683.00 |
| | TF3616P | 36" x 72" x 16" | 91 | 4.9 | \$733.00 |
| | * TF3624P | 36" x 72" x 24" | 96 | 4.9 | \$758.00 |
| | TF3808P | 36" x 96" x 8" | 100 | 6.5 | \$632.00 |
| | TF3816P | 36" x 96" x 16" | 112 | 6.5 | \$676.00 |
| | TF3824P | 36" x 96" x 24" | 116 | 6.5 | \$696.00 |
| | TF3832P | 36" x 96" x 32" | 120 | 6.5 | \$713.00 |
| | * TF3840P | 36" x 96" x 40" | 123 | 6.5 | \$728.00 |
| Carpet Deck | TF3408C | 36" x 48" x 8" | 54 | 3.3 | \$540.00 |
| | TF3416C | 36" x 48" x 16" | 61 | 3.3 | \$574.00 |
| | * TF3424C | 36" x 48" x 24" | 64 | 3.3 | \$590.00 |
| | TF3608C | 36" x 72" x 8" | 77 | 4.9 | \$713.00 |
| | TF3616C | 36" x 72" x 16" | 88 | 4.9 | \$763.00 |
| | * TF3624C | 36" x 72" x 24" | 92 | 4.9 | \$787.00 |
| | TF3808C | 36" x 96" x 8" | 96 | 6.5 | \$668.00 |
| | TF3816C | 36" x 96" x 16" | 107 | 6.5 | \$713.00 |
| | TF3824C | 36" x 96" x 24" | 110 | 6.5 | \$732.00 |
| | TF3832C | 36" x 96" x 32" | 115 | 6.5 | \$749.00 |
| | * TF3840C | 36" x 96" x 40" | 118 | 6.5 | \$765.00 |

Freight Class - 65

* legs overlap when folded for storage - this reduces storage capacity by two to four units per caddy

SAFETY NOTICE: Guard rails should be used on sides and rear

TRANSFOLD FIXED STAGE & SEATED RISER UNITS

- black metal finish standard

48" WIDE FIXED HEIGHT



| | Model No. | Size W" x L" x H" | Ship Weight | Cubes | List Price |
|--|---------------------------|-------------------|----------------|-------|------------|
| Hardboard Deck (QS) Hardboard/black metal | (QS)TF4408H | 48" x 48" x 8" | 72 | 4.3 | \$528 |
| | TF4416H | 48" x 48" x 16" | 86 | 4.3 | \$585 |
| | * TF4424H | 48" x 48" x 24" | 92 | 4.3 | \$603 |
| | TF4608H | 48" x 72" x 8" | 105 | 6.4 | \$730 |
| | TF4616H | 48" x 72" x 16" | 125 | 6.4 | \$816 |
| | * TF4624H | 48" x 72" x 24" | 133 | 6.4 | \$839 |
| | (QS)TF4808H | 48" x 96" x 8" | 132 | 8.5 | \$667 |
| | (QS)TF4816H | 48" x 96" x 16" | 152 | 8.5 | \$740 |
| | (QS)TF4824H | 48" x 96" x 24" | 159 | 8.5 | \$761 |
| | * (QS)TF4832H | 48" x 96" x 32" | 165 | 8.5 | \$799 |
| | * TF4840H | 48" x 96" x 40" | 170 | 8.5 | \$826 |
| | Polypropylene Deck | TF4408P | 48" x 48" x 8" | 71 | 4.3 |
| TF4416P | | 48" x 48" x 16" | 84 | 4.3 | \$746 |
| * TF4424P | | 48" x 48" x 24" | 91 | 4.3 | \$762 |
| TF4608P | | 48" x 72" x 8" | 102 | 6.4 | \$945 |
| TF4616P | | 48" x 72" x 16" | 123 | 6.4 | \$1,031 |
| * TF4624P | | 48" x 72" x 24" | 130 | 6.4 | \$1,056 |
| TF4808P | | 48" x 96" x 8" | 129 | 8.5 | \$872 |
| TF4816P | | 48" x 96" x 16" | 149 | 8.5 | \$948 |
| TF4824P | | 48" x 96" x 24" | 156 | 8.5 | \$970 |
| * TF4832P | | 48" x 96" x 32" | 161 | 8.5 | \$1,008 |
| * TF4840P | | 48" x 96" x 40" | 167 | 8.5 | \$1,034 |
| Carpet Deck (QS) Charcoal carpet/black metal | | * (QS)TF4408C | 48" x 48" x 8" | 68 | 4.3 |
| | TF4416C | 48" x 48" x 16" | 81 | 4.3 | \$770 |
| | * TF4424C | 48" x 48" x 24" | 87 | 4.3 | \$787 |
| | TF4608C | 48" x 72" x 8" | 98 | 6.4 | \$983 |
| | TF4616C | 48" x 72" x 16" | 118 | 6.4 | \$1,072 |
| | * TF4624C | 48" x 72" x 24" | 126 | 6.4 | \$1,097 |
| | (QS)TF4808C | 48" x 96" x 8" | 123 | 8.5 | \$914 |
| | (QS)TF4816C | 48" x 96" x 16" | 143 | 8.5 | \$988 |
| | (QS)TF4824C | 48" x 96" x 24" | 150 | 8.5 | \$1,010 |
| | * (QS)TF4832C | 48" x 96" x 32" | 155 | 8.5 | \$1,049 |
| | * TF4840C | 48" x 96" x 40" | 160 | 8.5 | \$1,076 |

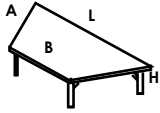
* legs overlap when folded for storage - this reduces storage capacity by two to four units per caddy

SAFETY NOTICE: Guard rails should be used on sides and rear

TRANSFOLD FIXED STAGE & SEATED RISER UNITS

- black metal finish standard
- fixed height; use with adjustable or fixed height models

PIE SHAPED



| | Model No. | Size A" x B" x L" x H" | Ship Weight | Cubes | List Price |
|---------------------------|-----------|---------------------------------|-------------|-------|------------|
| Hardboard Deck | TFP3608H | 36" x 2 1/4" x 29 3/4" x 8" | 27 | 1.7 | \$347.00 |
| | TFP3616H | 36" x 29" x 56 3/4" x 16" | 49 | 3.1 | \$469.00 |
| | TFP3624H | 36" x 56" x 83 3/4" x 24" | 79 | 4.6 | \$640.00 |
| | *TFP3632H | 36" x 83" x 110 1/2" x 32" | 132 | 6.1 | \$1,112.00 |
| | TFP4808H | 48" x 2 1/4" x 39" x 8" | 27 | 1.7 | \$381.00 |
| | TFP4816H | 48" x 38 1/4" x 75" x 16" | 49 | 3.1 | \$545.00 |
| | *TFP4824H | 48" x 74 1/2" x 111 1/4" x 24" | 79 | 4.6 | \$1,093.00 |
| | *TFP4832H | 48" x 110 1/2" x 147 1/2" x 32" | 132 | 6.1 | \$1,179.00 |
| Polypropylene Deck | TFP3608P | 36" x 2 1/4" x 29 3/4" x 8" | 30 | 1.7 | \$435.00 |
| | TFP3616P | 36" x 29" x 56 3/4" x 16" | 60 | 3.1 | \$615.00 |
| | TFP3624P | 36" x 56" x 83 3/4" x 24" | 98 | 4.6 | \$824.00 |
| | *TFP3632P | 36" x 83" x 110 1/2" x 32" | 158 | 6.1 | \$1,417.00 |
| | TFP4808P | 48" x 2 1/4" x 39" x 8" | 35 | 2.8 | \$509.00 |
| | TFP4816P | 48" x 38 1/4" x 75" x 16" | 59 | 5.5 | \$748.00 |
| | *TFP4824P | 48" x 74 1/2" x 111 1/4" x 24" | 107 | 8.0 | \$1,477.00 |
| | *TFP4832P | 48" x 110 1/2" x 147 1/2" x 32" | 178 | 10.6 | \$1,601.00 |
| Carpet Deck | TFP3608C | 36" x 2 1/4" x 29 3/4" x 8" | 35 | 2.8 | \$457.00 |
| | TFP3616C | 36" x 29" x 56 3/4" x 16" | 59 | 5.5 | \$641.00 |
| | TFP3624C | 36" x 56" x 83 3/4" x 24" | 107 | 8.0 | \$863.00 |
| | *TFP3632C | 36" x 83" x 110 1/2" x 32" | 178 | 10.6 | \$1,497.00 |
| | TFP4808C | 48" x 2 1/4" x 39" x 8" | 42 | 2.8 | \$536.00 |
| | TFP4816C | 48" x 38 1/4" x 75" x 16" | 79 | 5.5 | \$801.00 |
| | *TFP4824C | 48" x 74 1/2" x 111 1/4" x 24" | 139 | 8.0 | \$1,584.00 |
| | *TFP4832C | 48" x 110 1/2" x 147 1/2" x 32" | 223 | 10.6 | \$1,725.00 |

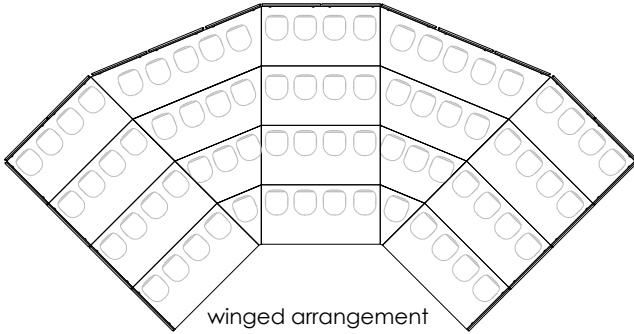
* furnished in two pieces

Freight Class - 65

SAFETY NOTICE: Guard rails should be used on sides and rear

TRANSFOLD STAGE & SEATED RISER TYPICALS

- consult customer service for additional layouts and model numbers



REQUIRED MODELS:

FIXED HEIGHT

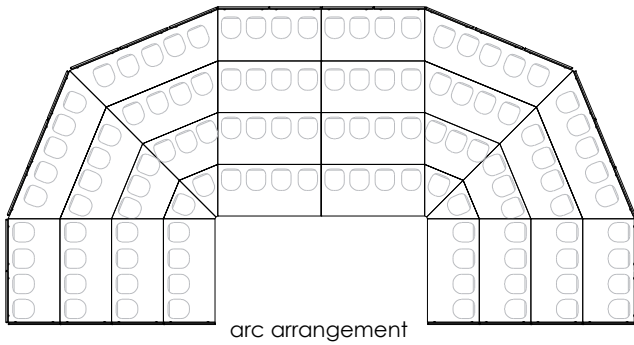
TF4808: 3
 TF4816: 3
 TF4824: 3
 TF4832: 3
 TFP4808: 2
 TFP4816: 2
 TFP4824: 2
 TFP4832: 2
 TGRU48: 20

Capacity: 74

COMBINATION FIXED & ADJUSTABLE HEIGHT

TF4808: 3
 TA4816: 6
 TA4824: 3
 TFP4808: 2
 TFP4816: 2
 TFP4824: 2
 TFP4832: 2
 TGRU48: 20

Capacity: 74



REQUIRED MODELS:

FIXED HEIGHT

TF4808C: 4
 TF4816C: 4
 TF4824C: 4
 TF4832C: 4
 TFP4808C: 4
 TFP4816C: 4
 TFP4824C: 4
 TFP4832C: 4
 TGRU48: 28

Capacity: 116

COMBINATION FIXED & ADJUSTABLE HEIGHT

TF4808C: 4
 TA4816C: 8
 TF4832C: 4
 TFP4808C: 4
 TFP4816C: 4
 TFP4824C: 4
 TFP4832C: 4
 TGRU48: 28

Capacity: 116



rectangular arrangement

REQUIRED MODELS:

FIXED HEIGHT

TF4808C: 3
 TF4816C: 3
 TF4824C: 3
 TF4832C: 3
 TGRU48: 14

Capacity: 48

COMBINATION FIXED & ADJUSTABLE HEIGHT

TF4808C: 3
 TA4816C: 6
 TF4832C: 3
 TGRU48: 14

Capacity: 48

TRANSFOLD STAGE & SEATED RISER ACCESSORIES

- black metal finish standard

CHAIR STOPS



Transfold

| Model No. | Size H" x D" x L" | For Use With | Ship Weight | List Price |
|-----------|-------------------|--|-------------|------------|
| TCS28 | 2" x 3/4" x 28" | TP3608 Pie Sections | 3.0 | \$30.00 |
| TCS32 | 2" x 3/4" x 32" | 36" Deep Platforms | 4.0 | \$34.00 |
| TCS37 | 2" x 3/4" x 37" | TP4808 Pie Sections | 5.0 | \$40.00 |
| TCS44 | 2" x 3/4" x 44" | For 48" Deep Platforms | 5.0 | \$47.00 |
| TCS48 | 2" x 3/4" x 48" | For 48" Long Platforms | 6.0 | \$51.00 |
| TCS54 | 2" x 3/4" x 54" | TP3616, TP3616, 2ea-TP3632, 2ea-TP8424 | 8.0 | \$57.00 |
| TCS72 | 2" x 3/4" x 72" | For 72" Long, 2ea-TP4824, 2 ea-TP4816 | 10.0 | \$75.00 |
| TCS81 | 2" x 3/4" x 81" | TP3624 | 11.0 | \$86.00 |
| TCS96 | 2" x 3/4" x 96" | 96" Long Platforms | 13.0 | \$100.00 |

Freight Class - 65

STEPS

includes handrails



Transfold

| Model No. | Size L" x W" x H" | Steps | Ship Weight | Cubes | List Price |
|-----------|-------------------|--------|-------------|-------|------------|
| (QS) TST1 | 36" x 14" x 47" | 1 Step | 44 | 3.5 | \$474.00 |
| (QS) TST2 | 36" x 27" x 16" | 2 Step | 74 | 11.5 | \$671.00 |
| (QS) TST3 | 36" x 40" x 24" | 3 Step | 113 | 21.4 | \$867.00 |
| (QS) TST4 | 36" x 52" x 32" | 4 Step | 142 | 24.5 | \$1,061.00 |

(QS) grey poly/black metal

Freight Class - 65

GUARD RAILS



Transfold

clamp-on design w/ chair stop

| Model No. | Size W" x L" x H" | Ship Weight | Cubes | List Price |
|-------------|-------------------|-------------|-------|------------|
| TGRU36 | 36" x 30" | 24 | 6.1 | \$274.00 |
| (QS) TGRU48 | 48" x 30" | 36 | 8.2 | \$333.00 |

(QS) black metal

Freight Class - 65

CADDIES



Transfold

| Model No. | Size W" x L" x H" | Capacity | Ship Weight | Cubes | List Price |
|-----------|---------------------|----------|-------------|-------|------------|
| (QS) MSC | 35 1/4" x 44" x 64" | 4 - 8 | 105.0 | 4.3 | \$1,316.00 |

(QS) black metal
assembly required


STAGE & SEATED RISER ACCESSORIES

SKIRTING

sold by linear foot



box pleat



shirred pleat

Transfold Box Pleat

includes one skirt clip per linear foot of skirting

Transfold Shirred Pleat

includes one skirt clip per linear foot of skirting

| Model No. | Size H" | Ship Weight | List Price / Linear Foot |
|-----------|---------|-------------|--------------------------|
| TSKB08 | 7" | 0.2 | \$20.00 |
| TSKB16 | 15" | 0.2 | \$21.00 |
| TSKB24 | 23" | 0.3 | \$27.00 |
| TSKB32 | 31" | 0.3 | \$34.00 |
| TSKB40 | 39" | 0.4 | \$40.00 |
| TSKS08 | 7" | 0.1 | \$16.00 |
| TSKS16 | 15" | 0.1 | \$18.00 |
| TSKS24 | 23" | 0.1 | \$21.00 |
| TSKS32 | 31" | 0.2 | \$29.00 |
| TSKS40 | 39" | 0.3 | \$30.00 |

Ships UPS

SKIRT CLIP



Replacement Clip

for Transfold only

| Model No. | Order Info | List Price |
|-----------|--|------------|
| TSKC | 1 clip recommended per linear foot of skirting | \$3.00 |

Ships UPS

LIMITED WARRANTY

Midwest Folding Products (MFP) warrants to the original purchaser of the product that the product is free from defects in material and workmanship for the following period of time:

FOLDING TABLES

| | |
|---|----------|
| Hexalite® ABS Plastic Folding Tables | 10 Years |
| EF, E and EP Series Plywood Core Tables | 10 Years |
| F Series Folding Tables | 3 Years |
| Xfold, Tri-Height Cocktail and Mobile Buffet Tables | 3 Years |

CADDIES

| | |
|-------------------------------------|---------|
| UpperZone® Table & Chair Trucks | 5 Years |
| Standard & Heavy Duty Table Caddies | 5 Years |
| Standard Chair Caddies | 5 Years |
| Platform and Riser Caddies | 5 Years |

STAGES & RISERS

| | |
|--|----------|
| TransFold® Stages and Seated Risers | 15 Years |
| 80 Series Choral Standing Risers | 15 Years |
| Transfold® Choral Risers | 10 Years |
| Mobile Stages | 10 Years |
| Skirting, Drapes, Clips and Hook & Loop Tape | 1 Year |
| Accessories, Steps, Guardrails | 1 Year |

MUSIC STANDS

| | |
|------------|---------|
| All Stands | 5 Years |
|------------|---------|

This warranty is extended for the period of time after the date of purchase by the original purchaser and is extended only to the original purchaser of the product and may be enforced only by such purchaser. This warranty is not transferable and expires if the product is resold or otherwise transferred.

This warranty does not apply to any product which has been altered by anyone other than an MFP representative or has been damaged due to accident, abuse, misuse, misapplication, modification, alteration or improper installation, set-up, care, maintenance or repair. MFP does not warrant any products, components or parts which are not manufactured by MFP.

MFP will, at its option, repair or replace, free of charge, the product covered by this warranty, or a portion of the product, that is found to be defective in material or workmanship during the warranty period. To make a claim under this warranty, the original purchaser shall provide proof of the date of purchase and notice of the alleged defect to:

Any repair or replacement under this warranty shall not extend the warranty period. The foregoing shall constitute the exclusive remedy of the purchaser and the exclusive liability of MFP.

The above warranty is exclusive and in lieu of all other express warranties whether oral or written, expressed or implied. No warranty of merchantability or fitness for a particular purpose shall apply.

MFP shall not, under any circumstances or under any legal theory, be liable to the purchaser or any other person for special, incidental or consequential damages of any nature including without limitation damages to, or loss of use of property, damages for loss of profits or revenues or any other damages arising from the original purchase. MFP's liability will in no event exceed the purchase price of the product.

No agent, employee or representative of MFP nor any dealer or other person is authorized to modify this warranty in any respect. The infelicity of all or a part of any of the provisions of this Limited Warranty shall not affect or invalidate any other provision of this Limited Warranty.

Midwest Folding Products
Customer Service Department
4726 W. 147th Street
Midlothian, IL 60445

Midwest Folding Products
Shipping Dept.
1500 Taylor Ave.
Springfield, IL 62703

midwest FOLDING
PRODUCTS
A Division of Nudo® Products, Inc.

